

MATROX® KMLyNC KEYBOARD AND MOUSE SWITCH



Matrox® KMLyNC

Control multiple systems from one workspace with one keyboard and mouse set

Control room operators must monitor information coming from multiple different systems, each with its dedicated set of keyboard and mouse. A more seamless multi-system control is crucial for improving the operator's response time and workspace ergonomics. With Matrox KMLyNC, operators can work across a larger multi-monitor workspace, controlling up to four separate systems—using a single keyboard and mouse pair to switch between systems using seamless mouse technology or on-device buttons.

Key features and benefits

Seamless mouse switching

- Control up to four sources with one keyboard and mouse.
- Eliminate all but one keyboard and mouse to create a more ergonomic workstation.
- Switch instantly between systems using on-device buttons, keyboard shortcuts, or seamless mouse.

Enhanced remote workspace

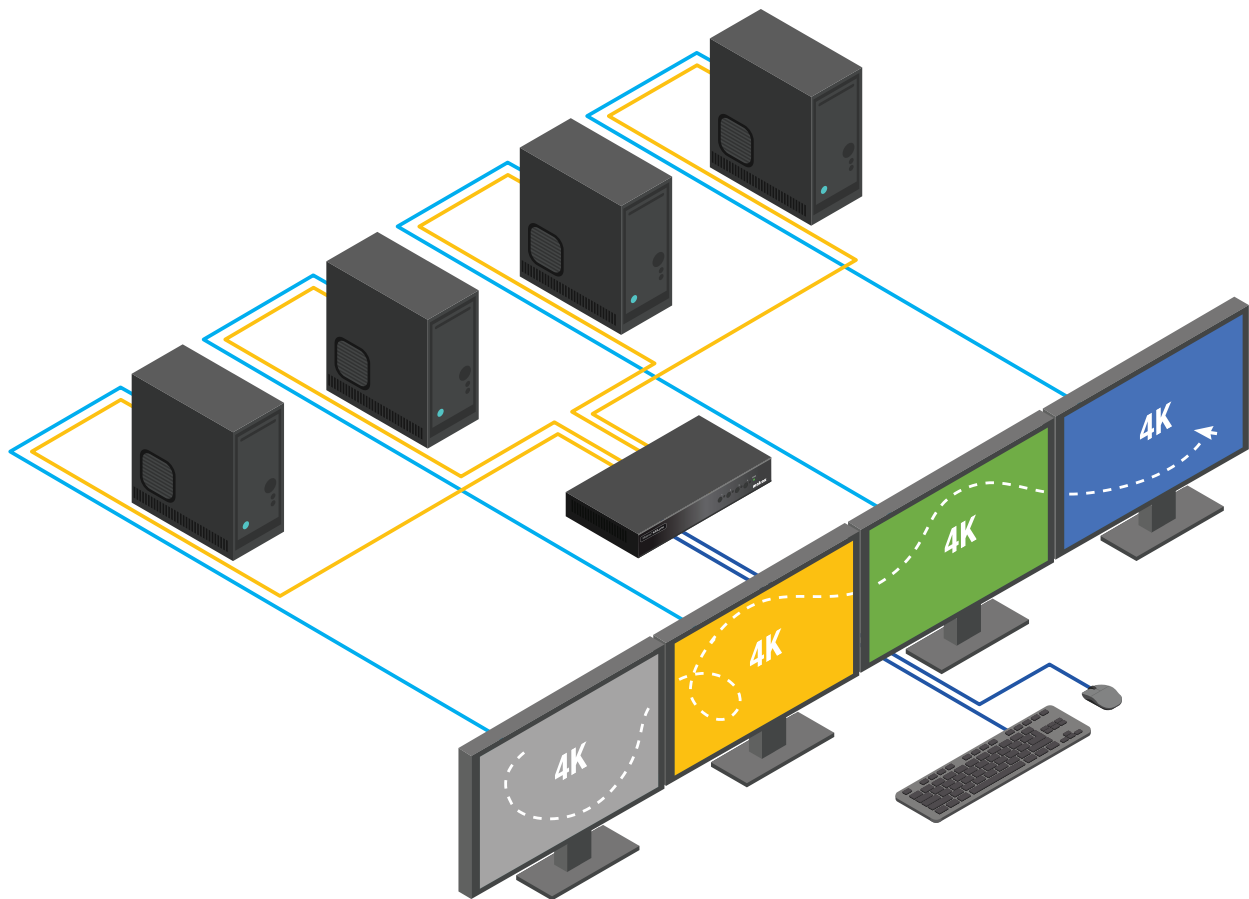
- Work across a larger multi-monitor workspace when paired with Extio 3 IP KVM.
- Link multiple Extio 3 receivers and control them with one keyboard and mouse.
- View multiple sources simultaneously on up to four (4) 4K monitors or sixteen (16) 1080p60 displays.

Fast setup and hassle-free maintenance

- Plug in your KMLync and start using it in minutes.
- No additional software installation on single-head sources.

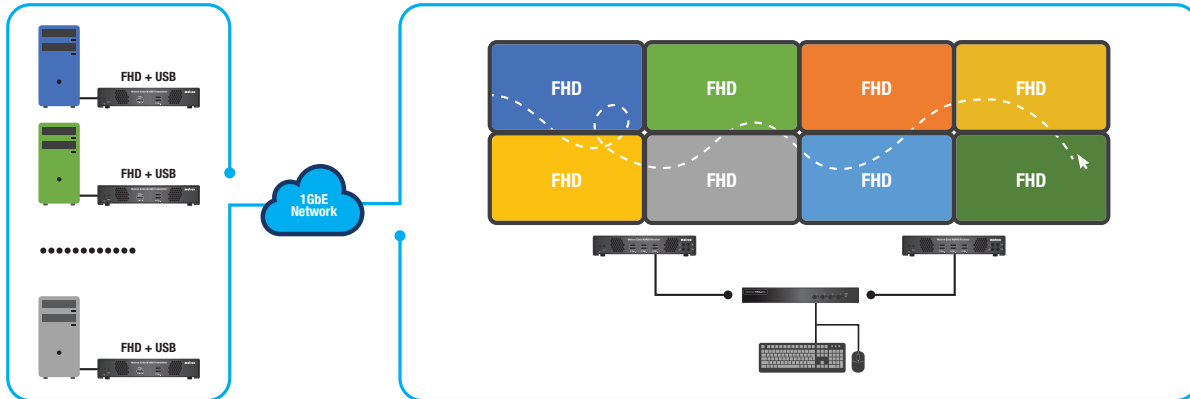
Clutter-free desk. Efficient monitoring.

- Control multiple computer systems and seamlessly switch between four sources with only one keyboard and mouse at the operator desk.
- Free up valuable workspace and improve workstation ergonomics.

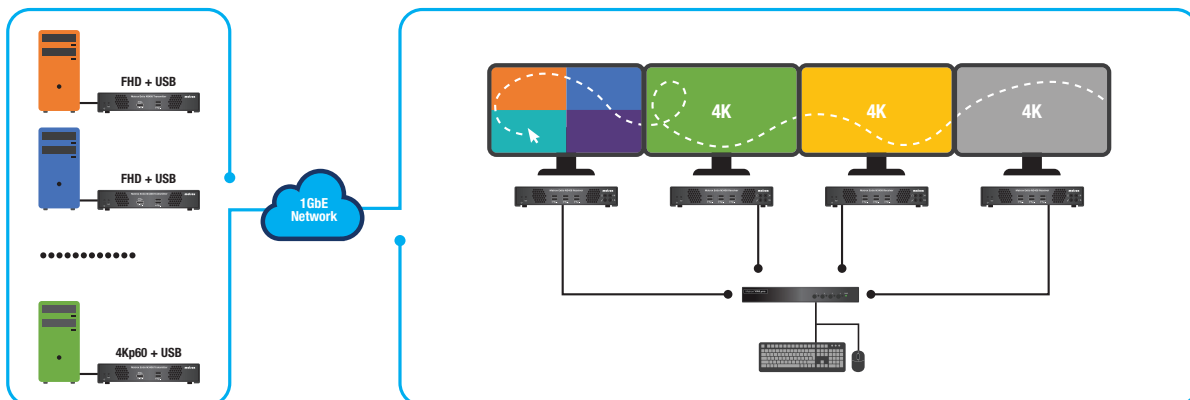


Link your KVM devices. Enhance your remote workspace.

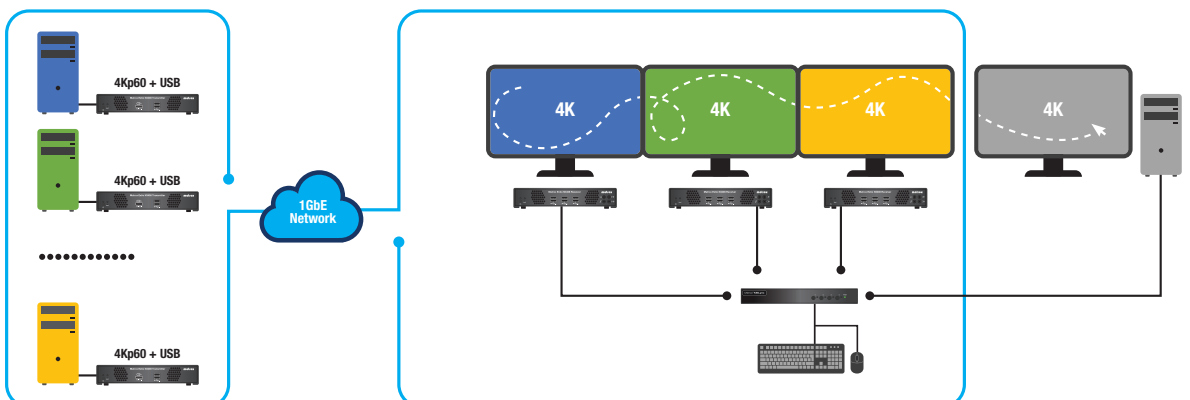
Link multiple Matrox Extio 3 receivers to create a larger multi-monitor workspace, with up to four 4K displays or up to 16 FHD displays, KMLync enables you to control all the Extio 3 receiver devices with one set of keyboard and mouse, freely monitor multiple source systems in full-screen or multiview mode, and access and connect to hundreds of sources over IP.



Monitor up to eight source systems from one workspace with Aggregator mode



Visualize and control multiple sources simultaneously with multiview



Control remote and local systems from one workspace

Technical specifications

Product	KMLync
Part number	KMLYNC-4Y-NA KMLYNC-4Y-EU KMLYNC-4Y-UK KMLYNC-4Y-AU
TAA compliant	Yes
Product category	Keyboard and mouse switch
Connection to sources	4x USB 2.0 Type B
Connection to local devices	2x USB HID Type A for keyboard and mouse sharing 2x USB 2.0 Type A for USB 2.0
Management	RS-232, 1x 9-pin D-Type (Female) RJ45
Product dimensions	W 22.00 cm (8.66 in) x H 2.42 cm (0.95 in) x D 10.45 cm (4.13 in)
Operating system support	Hardware – Microsoft® Windows®, Linux®, and macOS Control software – Microsoft Windows 10 and 11.
Hardware and Software Support	
Hardware included	Keyboard and mouse switch Power supply unit Regional power cord 1.8 m (6 ft) power cord for North America (KMLYNC-4Y-NA) 1.8 m (6 ft) power cord for EU (KMLYNC-4Y-EU) 1.8 m (6 ft) power cord for UK (KMLYNC-4Y-UK) 1.8 m (6 ft) power cord for Australia/New Zealand (KMLYNC-4Y-AU)
Software	KMLync Utility (Windows application) KMLync Firmware Updater
EMC/EMI compliance	CE (EU), FCC (US), UKCA (UK), RCM (AUS)
Warranty	Two-year limited warranty with free online or telephone support.
Extended warranty	Extended warranty available. For more information, contact Matrox Video.

All product, technical specifications, and data are subject to change without notice to improve reliability, function, design, or otherwise.

Contact Matrox Video

Montreal Headquarters: 1-800-361-4903 (North America), 514-822-6364 (Worldwide) | video@matrox.com

London Office: +44 (1895) 827300

Munich Office: +49 89 62170-444



Matrox and Matrox Video product names are registered trademarks and/or trademarks of Matrox Graphics Inc. in Canada and/or other countries. All other company and product names are registered trademarks and/or trademarks of their respective owners. 03/2025 1-02